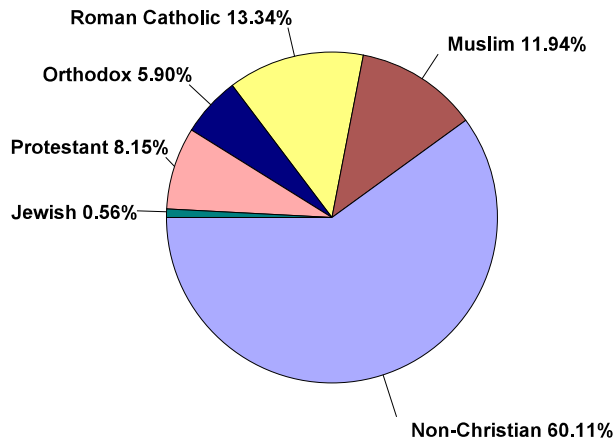


The following tables compare the world population groups in 2024 compared with those of 1886 as reported in THE DIVINE PLAN OF THE AGES, page 16. Jews are a small and diminishing percentage.

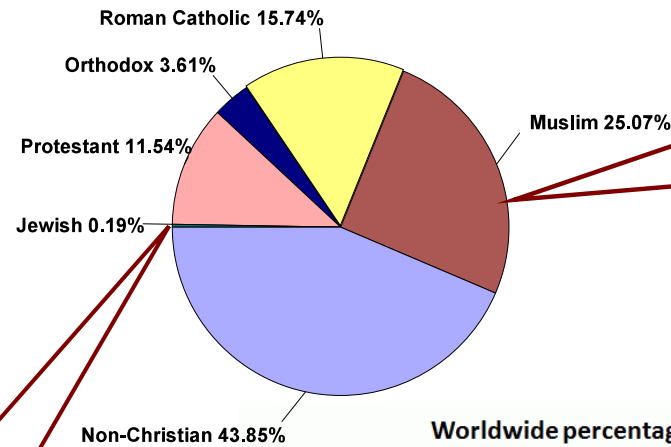
“For thou art an holy people unto the LORD thy God: the LORD thy God hath chosen thee to be a special people unto Himself, above all people that are upon the face of the earth. The LORD did not set his love upon you, nor choose you, because ye were more in number than any people; for ye were the fewest of all people”—Deut. 7:6,7

	1886			2024		
Roman Catholic	190,000,000	13.34%	} 27.39%	1,278,009,000	15.74%	} 30.89%
Orthodox	84,000,000	5.90%		293,158,000	3.61%	
Protestant	116,000,000	8.15%		937,265,000	11.54%	
Jewish	8,000,000	0.56%	} 72.61%	15,285,000	0.19%	} 69.11
Muslim	170,000,000	11.94%		2,035,262,000	25.07%	
Other Non-Christian	856,000,000	60.11%		3,559,857,000	43.85%	
	<u>1,424,000,000</u>			<u>8,118,836,000</u>		

Population 1886



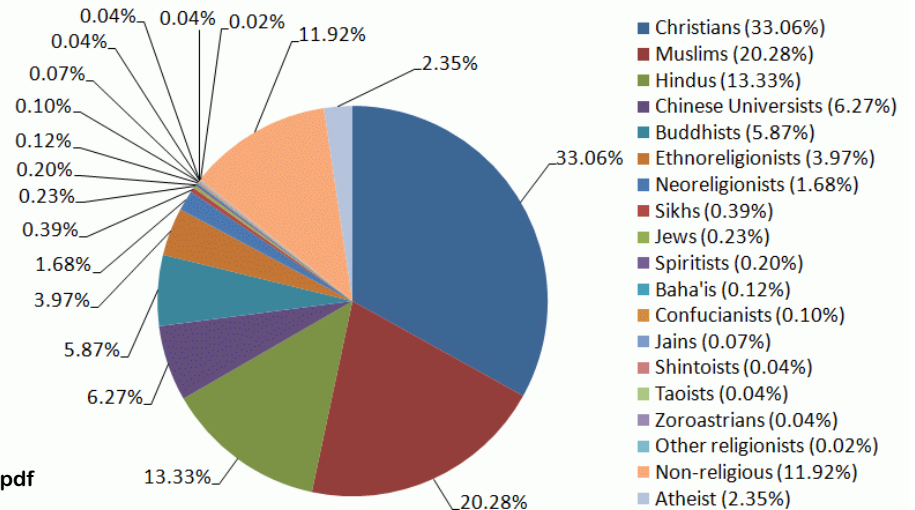
Population 2024



2024  
Muslim  
25.07%

2024  
Jewish  
0.19%

Worldwide percentage of Adherents by Religion (mid 2005)



Sources include:  
www.gordonconwell.edu/wp-content/uploads/sites/13/2024/01/Status-of-Global-Christianity-2024.pdf